

The History Center in Tompkins County Presents "History at Home"

Thomas Morse S4-B Scout a.k.a. "The Tommy Plane"

All About Tommy

The Thomas S4-B (and S4-C) Scout airplane, otherwise known as the Tommy Plane, was invented in Ithaca N.Y. and built by the Thomas Morse Aviation Corporation in 1918. It was used to train all American combat pilots for World War I. Tommy planes flew all over our country!

As the Wharton Film Studio was also in production here in Ithaca, Tommy got to star in some silent films too!

In 2018, after fourteen years of restoration by the Ithaca Aviation Heritage Foundation. Tommy took off from the Ithaca Airport 100 years after it was first built. The Tommy Plane is now part of the permanent collection on display at The History Center in Tompkins County.



Learn More About Tommy

- **Ithaca's Airplane** - https://www.airspacemag.com/history-of-flight/13_sep2018-ithacas-airplane-180969918/
- **ICTV Report on Tommy's Flight in 2018** - <https://www.facebook.com/watch/?v=323628328192884>
- **1918 Thomas Morse Scout** - <https://www.fantasyofflight.com/collection/aircraft/currently-not-showing-in-museum/wwi/1918-thomas-morse-scout/>


Contact Julia Taylor - Youth Education Director at The History Center at eightsquare@thehistorycenter.net with any questions. Visit www.thehistorycenter.net/education for more History at Home activities.

THE
HISTORY
CENTER
in Tompkins County

Create Your Own Paper Airplane!

Materials:

- One or more pieces of paper per person (Tip: do you have paper that you can re-use from something else? Look around your home for paper that would otherwise get recycled.)
- Markers , colored pencils, crayons etc.



Activity:

Create your own paper airplane! Follow the instructions here for 5 different planes:

<https://www.diynetwork.com/made-and-remade/learn-it/5-basic-paper-airplanes>

Create your own design on your plane! Draw your on the wings of the plane to make it unique to you!

Have more than one person in your house? Hold a paper airplane flying contest!

Steps:

1. Create your own plane
2. Decorate your own planes so you know whose is whose.
3. Determine your flight path - pick an area of your home with the longest open space.
4. Create a target - this could be a wall at the end of the room, a poster on the wall, etc.
5. Create a starting line on the other end of the room from the target.
6. Ready, set, fly!

Contact Julia Taylor - Youth Education Director at The History Center at eightsquare@thehistorycenter.net with any questions. Visit www.thehistorycenter.net/education for more History at Home activities.

Create Your Own Junk Plane!

Materials:

- Tape, glue, string, other items that can be used to connect pieces!
- Clean recycled and trash items from home.

Activity:

The Tommy Plane was a creative innovation!

Can you build creatively like the Morse brothers?

Look around your house and in your recycling bin for clean items that are no longer needed, such as paper towel tubes, toilet paper tubes, milk cartons, etc.

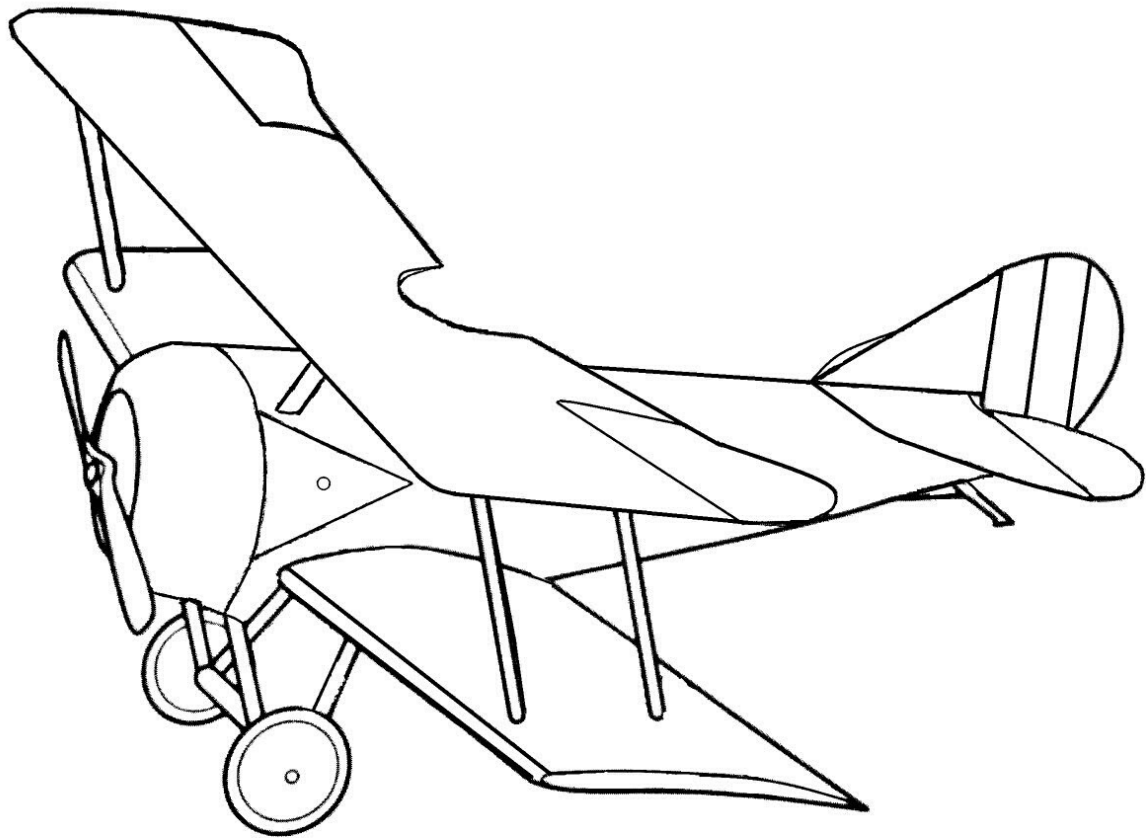
Be sure to ask an adult for help with this if you need. Use tape, glue, string, or other items to assemble your junk into an airplane!

Your challenge: Create an airplane out of this household junk that will fly at least 8 feet! That means it will stay in the air, on its own for 8 feet before hitting the ground.

Want to show off your plane junk plane? Share a photo or video (with an adult's permission) on social media with the hashtag #learningathome to @tompkinshistory on Facebook, Instagram, or Twitter!

The History Center in Tompkins County Presents "History at Home"

Color Your Own Tommy Plane!

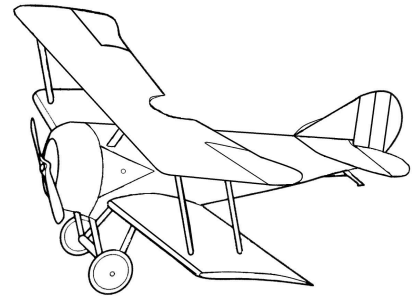
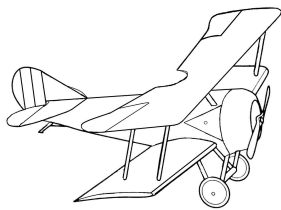


Contact Julia Taylor - Youth Education Director at The History Center at eightsquare@thehistorycenter.net with any questions. Visit www.thehistorycenter.net/education for more History at Home activities.

THE
HISTORY
CENTER
in Tompkins County

The History Center in Tompkins County Presents "History at Home"

Color Your Own Tommy Plane in the Sky!



Contact Julia Taylor - Youth Education Director at The History Center at eightsquare@thehistorycenter.net with any questions. Visit www.thehistorycenter.net/education for more History at Home activities.

THE
HISTORY
CENTER
in Tompkins County